

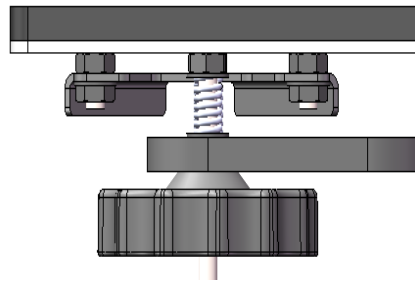
# Manual Leveling Guide

## Note:

- 1.If print platform is unlevel, it may damage the nozzle and platform;
2. The platform leveling is very important for print quality;

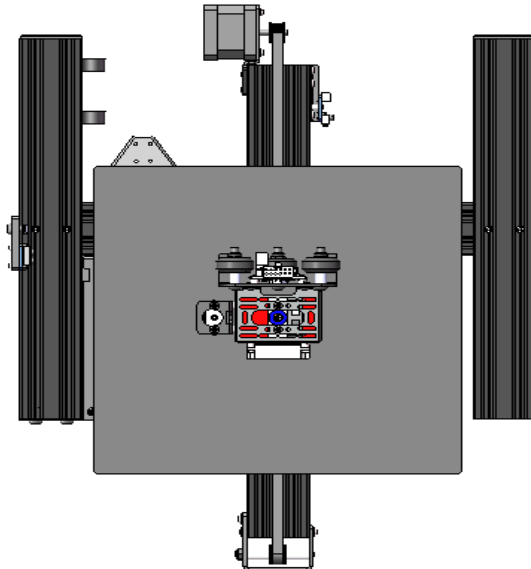
## Please follow the steps below:

- 1.Check the 4 adjust level screws is tight(Not in loose status);

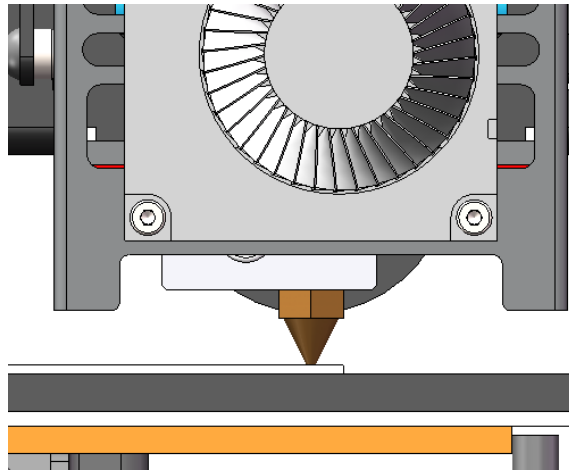


2. Control the printer auto home then disable the motor;

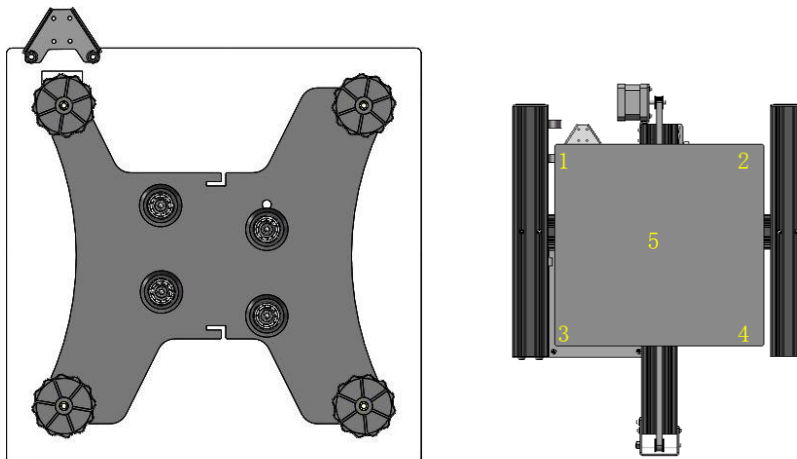
3. Move the hotend manually to the center of the platform:



**4.Repeatedly adjusts the 4 screws under platform until the distance from the nozzle to the center point of the print platform is the same with the thickness of Leveling Paper;**



**5. Level others 4 points by adjusting the 4 screws;**



**6. Move the hotend manually to make sure the 5 points is leveled.**

**7. Print for a test, if you find any point is unleveled. Please refer to the step4 and step5 to do it again.**